

Tech Tip

BLUE BIRD VISION

POWERED by ROUSH PROPANE

From your friends at New York Bus Sales

“PTO” Pulley Failure

Complaint - There is a noise emanating from the front of the motor and on closer inspection there are “chunks” of rubber around the lower front of the motor and on the lower radiator hose (FIGURE #1)

Cause - The pulley mounted as what appears to be a crank pulley and runs the main drive belt is mounted to its hub at 3 points which are mounted in rubber(FIGURE #2) These mounts on some units have been seen to wear and as they do the rubber comes apart. It was originally thought that the issue was only on units with A/C or with specific specifications, but has been seen on various applications.

Correction - The actual “PTO” assembly appears to be if looking at the unit a simple crank pulley, but is actually the pulley and hub which mount to the crank along with a bracket which mounts to the engine block, See Item #14 in FIGURE #3. To replace, remove the engine belt, hold the engine from turning and using a 14mm hex allen head remove the center bolt of the PTO (**PLEASE NOTE THIS IS LEFT HAND THREAD**) and then remove the M10 X 38 bolt (UPPER LH) and M10 hex nut on stud (LOWER RH) which hold the bracket to the block.

For installation, install the PTO on the front of the engine slipping the bracket over the lower stud to align and install the center hub bolt and holding the engine from turning torque to 100 NM (FIGURE #4). Then install the lower bracket stud nut and upper bolt and torque to 47.5 NM (FIGURE #5)

PLEASE NOTE – Failing to do so in this manor will cause bushing damage-

PTO Part # 10023175



FIGURE #1




FIGURE #2



Contact Our Service Department With Any Questions

CHITTENANGO – phone 800-962-5768 or
Daryl Wallace : dwallace@newyorkbussales.com
Brian Lamaitis : blamaitis@newyorkbussales.com

ROCHESTER – phone 800-463-3232 or
Gary Chichester: gchichester@newyorkbussales.com

ALBANY – phone 866-867-1100 or
Ben Reiling: breiling@newyorkbussales.com

WARRANTY – 800-962-5768 ext 237
Morgan Jenkins: mjenkins@newyorkbussales.com

PLEASE ALSO NOTE OUR NEW CUSTOMER SUPPORT REPRESENTATIVES

EAST

Gary Bigness: gbigness@newyorkbussales.com
Cell 845-500-3707

CENTRAL

JJ Richmond: jrichmond@newyorkbussales.com
Cell 315-559-3999

WEST

Mike Panzica: mpanzica@newyorkbussales.com
Cell 716-908-3186

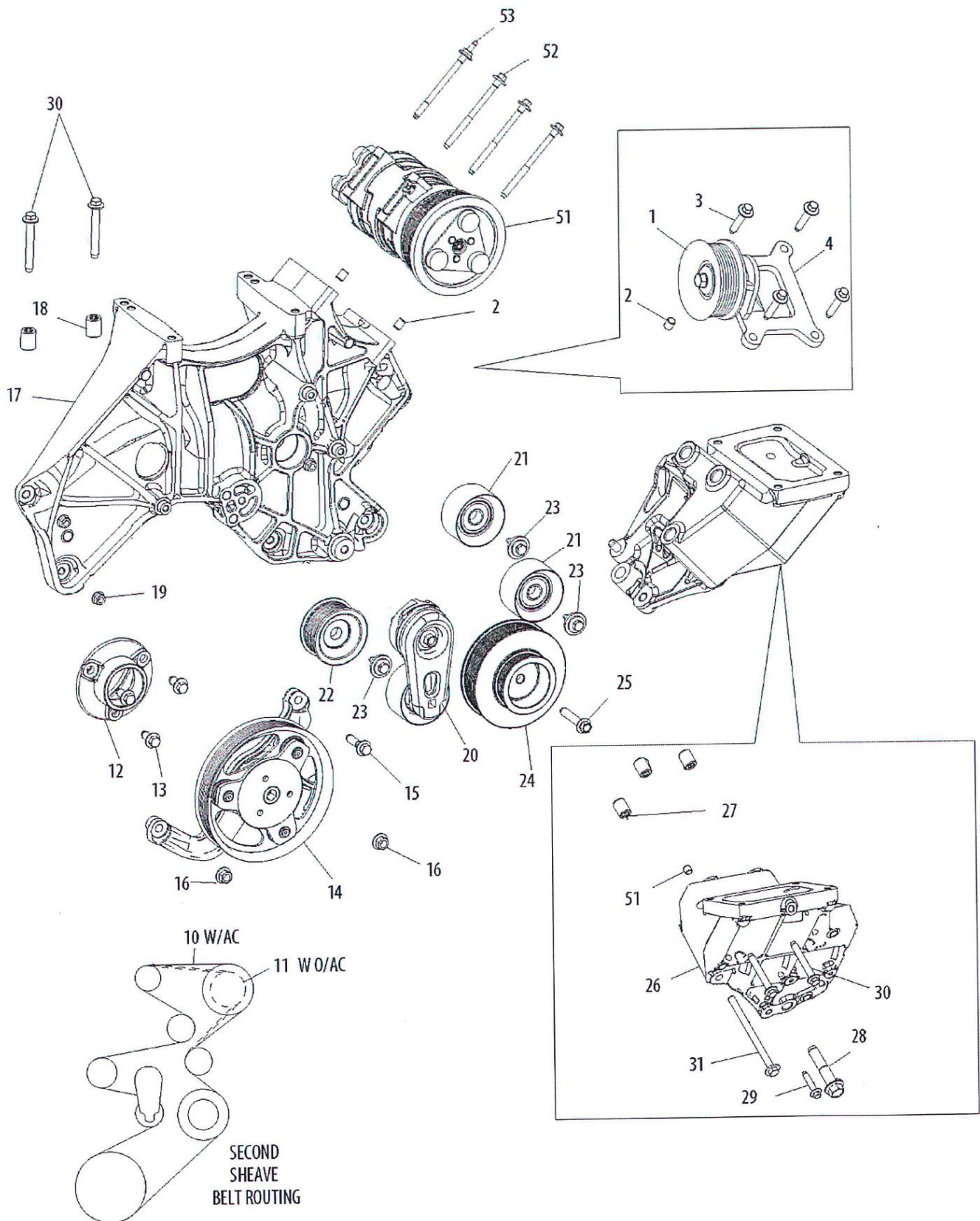
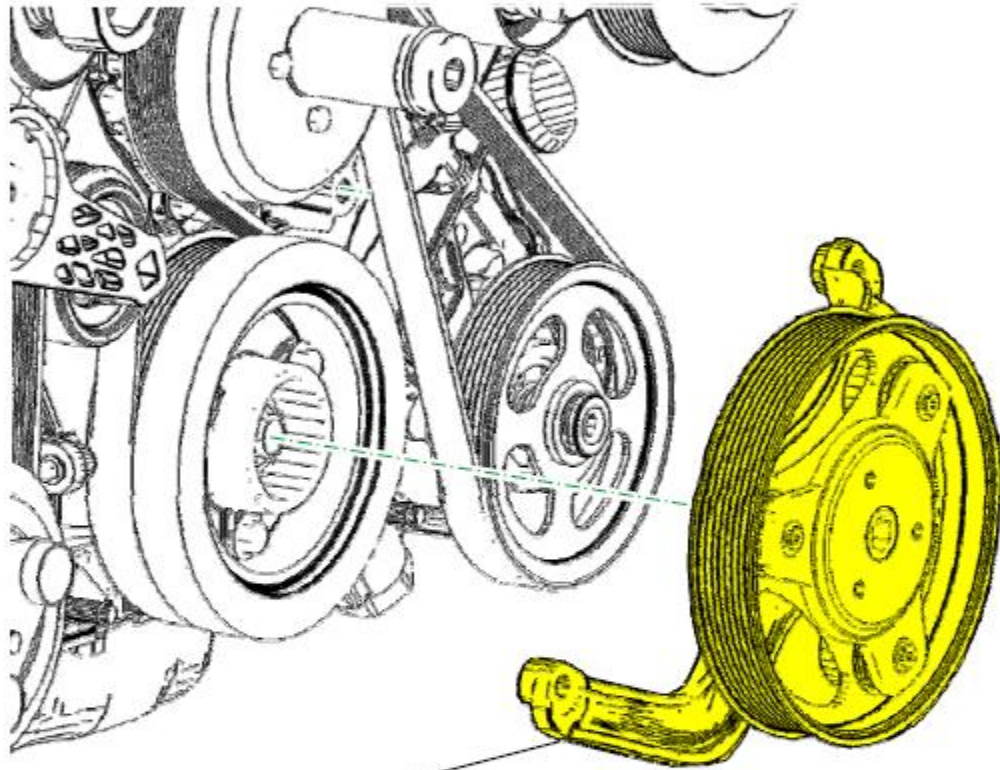


FIGURE #3

PTO INSTALLATION

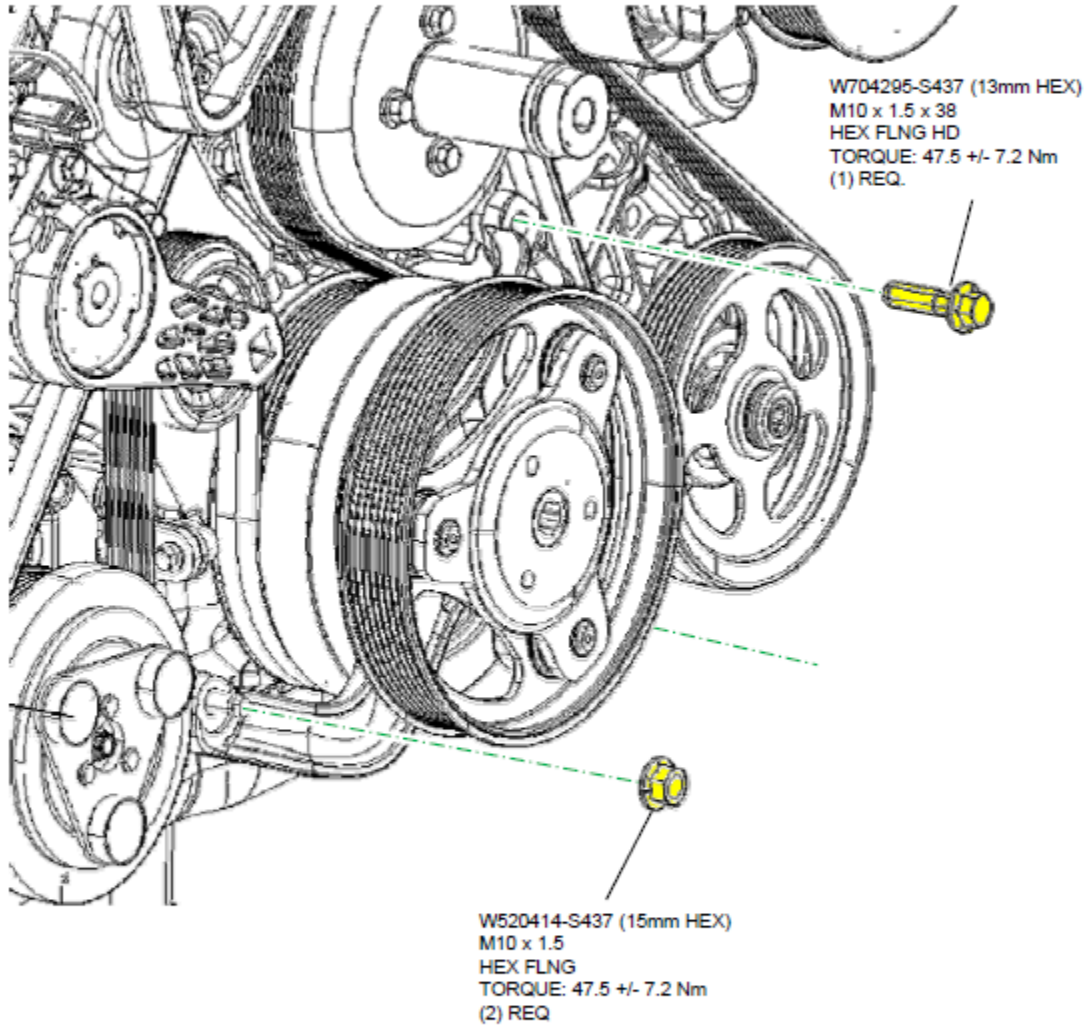


P11BB-6C254-A*
 PTO ASY - 2ND SHEAVE
 TORQUE: 100 +/- 5 NM
 LEFT HANDED THREAD (14MM HEX)

REL	MODEL	DATE
	2013 6.8L 3V LPG	01/09/12
ROUSH CLEANTECH	NO.	REV
	P13BB-543	AA
		FRAME
		52

FIGURE #4

PTO INSTALLATION



REL	MODEL	2013 6.8L 3V LPG		DATE	01/09/12
ROUSH CLEANTECH	NO.	P13BB-543	REV	AA	FRAME
					52.1

FIGURE #5