

Tech Tip

FROM YOUR FRIENDS AT
NEW YORK BUS SALES!



Product Affected-Units with Allison Transmissions built after January 1st 2010.

Complaint – The dash is throwing codes about transmission “SERVICE” in the “LCD” panel and we’ve done the service but the code is still there!

- Units with the “Stoneridge” dash will display as in figure #1
- Units with the Actia cluster will display as in figure #2

Cause – Units equipped with the “MY09” Allison Transmission will send “prognostic” (prediction) code. Calibrated to particular operating requirements of vehicles, Prognostic features monitor various operating parameters to determine and alert when a specific maintenance function is required. These features take the guesswork and hassle out of scheduling routine vehicle maintenance. Use of Allison Approved TES 295 transmission fluid is required.

Correction – You will need to address the issue depending on the code that comes up –

- **Transmission “Health” Monitor** – helps avoid costly repairs and downtime by taking the guesswork and hassles out of scheduling routine maintenance. This feature determines and alerts when clutch maintenance is required.
- **Transmission Filter Life Monitor** – Filter Life Monitor provides an alert when the transmission’s fluid filter(s) need to be replaced. This feature may help extend filter change intervals and provide maximum protection for the transmission.
- **Transmission Oil Life Monitor** – Indicates the transmission fluid needs to be changed, it is based on the vehicle’s duty cycle, determines fluid life and alerts when a fluid change is required. It helps give maximum oil life while providing the greatest protection for the transmission.

PLEASE NOTE-Failure to attend to the service condition and reset the TRANS SERVICE indicator within a defined operating period will result in the illumination of the CHECK TRANS indicator in addition to the TRANS SERVICE light indicating the increased probability that the service condition may/will develop into a more serious condition.



Transmission service is required	EE_TRANS_SERVICE_WARNING_TYPE	Info	 Transmission Service
Transmission oil life	EE_TRANS_OIL_LIFE_WARNING_TYPE	Info	 Transmission Oil life
Transmission replace oil filter	EE_TRANS_OIL_FILTER_WARNING_TYPE	Info	 Transmission Oil filter

Figure #1







9999999.9	NR 	SPN 4177_FMI 17
 Transmission Oil Life	16.9V 155A 12:55AM	
9999999.9	NR 	SPN 3359_FMI 31
 Transmission Oil Filter	16.9V 155A 12:55AM	
9999999.9	NR 	SPN 4178_FMI 31
 Transmission Service	16.9V 155A 12:55AM	

Figure #2

PLEASE NOTE: Once the Service has been complete to reset the TRANS SERVICE indicator you need to follow the steps below to reset-

With the unit on flat level surface, turn the key to the “on” position and using the transmission shift selector shift from N-D-N-D-N-R-N pausing briefly (less than 3 seconds) between shift selector movement.



CAUTION: Transmission Prognostics features may be turned **ON** or **OFF** by a special transmission calibration and **REQUIRES** the use of Allison approved TES 295 and TES 389 fluids. If any other fluids are used, prognostic features must be turned **OFF**. Prognostic information will not be accurate with the use of any other transmission fluids and could result in improper maintenance activities resulting in transmission damage. If Prognostics is not programmed or is turned **OFF**, the kilometers (miles)/hours/months method of determining fluid and filter change intervals will apply. See charts in the [6.0 CARE AND MAINTENANCE](#) section of this book or visit www.allisontransmission.com for a list of Allison-approved TES fluids or read Service Tips 1099 (current revision) for details.



Contact Our Service Department With Any Questions

CHITTENANGO – phone 800-962-5768 or
Daryl Wallace : dwallace@newyorkbussales.com

Brian Lamaitis : blamaitis@newyorkbussales.com

ROCHESTER – phone 800-463-3232 or
Gary Chichester: gchichester@newyorkbussales.com

ALBANY – phone 866-867-1100 or
Ben Reiling: breiling@newyorkbussales.com

Steve Searles: ssearles@newyorkbussales.com

WARRANTY – 800-962-5768 ext 237
Morgan Jenkins: mjenkins@newyorkbussales.com

ALL of our Tech Tips can be found on the New York Bus Sales website at
<http://www.newyorkbussales.com/pages/bulletins.cfm>
Or at the New York Head Mechanic website at
<http://www.nyhma.org/viewforum.php?f=2&start=0>

