

Tech Tip

FROM YOUR FRIENDS AT
NEW YORK BUS SALES!



Blue Bird Panel Switch Replacement Tool

- Complaint –** We are replacing a rocker switch in a Blue Bird unit and we have got the switch out but and there is a “holder” which the switch goes into and you have to “pry” very hard to remove the switch out.
- Cause –** The switch “locks” into a “holder” very tightly with plastic “tabs” and if you are using screwdrivers it can damage the holder or the switch.
- Correction –** New York Bus Sales has designed a toll to aid in removing the switch from its holder (Figure #1)







FIGURE #1




#1- Align the tool so as to “slide” beside the switch



#2-The tool fits between the holder and switch



#3- Holding the switch holder and pushing the tool against the switch will release the switch from the holder



#4- You may still need to pry slightly with a screwdriver to release

SWITCH REMOVAL TOOL	
	LIST
#NYB-048	\$15.58



ALL of our Tech Tips can be found on the New York Bus Sales website at <http://www.newyorkbussales.com/pages/bulletins.cfm>
 Or at the New York Head Mechanic website at <http://www.nyhma.org/viewforum.php?f=2&start=0>

Contact Our Service Department With Any Questions

CHITTENANGO – phone 800-962-5768 or

Daryl Wallace : dwallace@newyorkbussales.com

Brian Lamaitis : blamaitis@newyorkbussales.com

ROCHESTER – phone 800-463-3232 or

Gary Chichester: gchichester@newyorkbussales.com

ALBANY – phone 866-867-1100 or

Ben Reiling: breiling@newyorkbussales.com

WARRANTY – 800-962-5768 ext 237

Morgan Jenkins: mjenkins@newyorkbussales.com

Or Your Customer Support Representative

West

Michael Panzica – mpanzica@newyorkbussales.com

Cell 716-908-3186

Central

Jeremie “JJ” Richmond –

jjrichmond@newyorkbussales.com

Cell 315-559-3999

East

Gary Bigness – gbigness@newyorkbussales.com

Cell 845-500-3707